

Principle

4



FIVE PRINCIPLE WORLDWIDE TRAINING MANUAL

Principle: Relationships/Connectivity

Principle: Relationships/Connectivity

Principle: Relationships/Connectivity

Note to Trainer

The relationships/connectivity section focuses on the importance of relationships in our lives. Not only are family relationships addressed, but so are the individual's relationships with God and with fellow Christians. Included in this section is an assessment tool that will help participants identify their specific relational needs. Note that the curriculum is organized so that the user can teach the material in a shorter (50–59 minutes) or longer (75–84 minutes) time period. Also included are various experiential exercises that may be used at the discretion of the trainer.



Dear Youth Leader,

One of the dreams of the Youth Ministry and Youth Network Teams for all of us in youth ministry is that we work together to help raise up a new generation of Christ-centered leaders around the world.

The 5 Principle Training system, developed in conjunction with the SHAPE initiative of the Church of God, is intended to help train youth leaders around the world. It was developed with the belief that the five principles of vision, leadership, knowledge/culture, relational/connectivity, and spirituality apply across all cultural lines.

In January 2008, the principles were piloted with leaders in Africa; in 2009, the training materials were revised and updated, with the revised materials posted in January 2010.

The dream is that this system will be a tool that local, state/provincial, regional, and national leaders everywhere can use. Feel free to use all or portions of these lessons to teach and train your leaders.

The material can be used in a full-day or half-day training or as stand alone training. If you see the symbol indicating a full day , each of the lessons will take 75–84 minutes. If you see the symbol indicating a half day , each of the five individual training sessions will take 50–59 minutes.

Committed to raising up a new generation of Christ-centered leaders,

The Youth Ministry and Youth Network Team

Overview (Table of Contents)

I. Relational Theology

- A. Experiential Game: We Need Each Other
- B. Teaching: We Need Each Other
- C. Application: Questions for Your Family

II. Relational Needs/Love Languages

Exercise: Have each person complete the Top Ten Relational Needs Questionnaire in the resource section (used by permission of Intimate Life Ministries—www.greatcommandment.net); it would be best for this to be done before the session or as a take-home, unless you have 30–35 minutes to allow in your session).

- A. Experiential: Who are you?
- B. Teaching: We All Have Needs
- C. Teaching: Ten Key Relational Needs and Five Love Languages
- D. Experiential: Small Groups (only if participants have taken the Top Ten Relational Needs Questionnaire)
- E. Exercise: Relational Needs Word Search (English-speaking countries only)

III: Accountability

- A. Experiential: Things That Go Together
- B. Teaching: Accountability—Why Is It Important?
- C. Application: Go Over Accountability Handout
- D. Application: Hand Out Resource List
- E. Closing Prayer

Key (Follow according to the time you have allotted.)



HD: Half Day (if you have 50–59 minutes)



FD: Full Day (if you have 75–84 minutes)

Relational Theology

Pre-session: Ask people to complete Top Ten Relational Needs Questionnaire the day before, if possible; if not, have them take it home to complete afterward.



EXPERIENTIAL

Opener (Experiential)

(HD/FD 5 minutes)

We Need Each Other, an experiential exercise to demonstrate that we need others to walk with on this journey with Christ. We can't do it alone.



5 min



5 min

See one of the ideas on the game list sheet in the “Resources for Teachers” section, or create one of your own.



TEACHING

Teaching: We Need Each Other

(HD/FD 5–7 minutes)



5-7 minutes



Opening Statement: We need each other. Just like we needed each other in the above exercise, we need each other in our Christian walk. We were created to be in relationship with God and with each other. Some people think that all they need is “me and God,” but God speaks differently about this in Scripture. In Genesis 2:18, God says that it is not good for man to be [pause and see if they can fill in the blank] _____ (*alone*). The first human, Adam, had everything; he was in charge of all the land and all the animals. He had it all *and* a direct relationship with God, yet God said, “It is not good for man to be alone.” God recognized that something was missing. He recognized that we need each other.

God has called us *to minister to him* (“While they were ministering to the Lord and fasting,” Acts 13:2 NASB); *to our family* (“He must manage his own family well and see that his children obey him with proper respect,” 1 Timothy 3:4 NIV); and then *to others* (“You, my brothers, were called to be free. But do not use your freedom to indulge the sinful nature; rather, serve one another in love,” Galatians 5:13 NIV). We are called to minister in that order: God, family, and others. When we get these things out of balance, our ministries and our

lives suffer. Our first priority is to minister to God in our personal relationship to him and our next priority after God is our family. All other people come after those two primary relationships. Yet, often times in Christian ministry, leaders put their ministry above their immediate family. If you are married, your responsibility is to love your spouse as Christ loved the church (Ephesians 5). If you have children, Ephesians 6:4 says to bring them up in the training and instruction of the Lord. Your immediate family comes before your outside ministry. Your family should always know they are next to God in your order of priorities. This means that sometimes you will have to say no. And sometimes that will mean saying no to ministry opportunities that are good in order to take care of your family. All ministry opportunities aren't necessarily directly from the Lord. They may be good, but they aren't necessarily the best. The enemy wants more than anything for us to be too busy to focus on our own relationships with God and to invest in our family.



APPLICATION.....

Application: Do you want to see how you are really doing in this area? Ask your spouse and children these questions: “Do you feel you are the most important people after God in my life?” “Do you feel I value you more than the ministry I serve?” If the answers are no, then you need to ask, “What adjustments can I make to help you feel more important than any other humans to me?”



Transition

HD: *Move directly to Teaching: We All Have Needs.*

FD: In order to serve our families and others we connect with, we need to really know them. This next exercise we are going to do will help us get to know each other a little better.



Relational Needs



10-15 min

Experiential: Who are you? (FD 10-15 minutes)

Materials needed: Index cards or piece of paper for everyone and pens or pencils.

Hand out an index card or small piece of paper to each person. (If you are teaching more than 15 people, we suggest putting them into groups of 5–10.)

Ask each person to write one thing about himself/herself that might surprise the group. (Do this as a large group or divide into small groups as time allows.) For example, do you know someone famous? Have you accomplished something unusual that others might not know about? Do you have an interesting hobby or interest that would surprise people? Did you have an experience as a child that no one knows about?

Have everyone hand the cards back in. Put all the cards together and randomly draw one at a time. Read each card and allow people to guess who it might be. After two or three guesses, if the person isn't identified, let them identify themselves and explain their answer if it needs commentary.



TEACHING

Teaching: We All Have Needs (HD/FD 10 minutes)



10 min



10 min

Everyone has hidden talents, secrets, and desires that we cannot know unless we choose to share our lives with each other. In the same way, we all have things we need from relationships. If we know each other's needs, we can be intentional about trying to help meet those needs.

Scripture commands us to minister to each other in this way.

Romans 15:7 (NIV): "Accept one another, then, just as Christ accepted you, in order to bring praise to God."

Romans 12:10 (NIV): “Be devoted to one another in brotherly love. Honor one another above yourselves.”

1 Thessalonians 5:11 (NIV): “Therefore encourage one another and build each other up, just as in fact you are doing.”

Everyone has needs. Philippians 4:19 (NIV) says, “And my God will meet all your needs according to his glorious riches in Christ Jesus.”

Obviously, the apostle Paul was convinced that we have a “needs-meeting” God—one who possesses both boundless compassion and unlimited resources with which to meet all our needs.

As human beings, we have certain needs. (Ask participants to share some physical needs we have to stay alive. Answers should be food, water, and sleep.) Everyone is acutely aware that we have an ongoing need for physical nourishment. God, in his sovereignty, elected to meet that need through food and water. In addition, we have a persistent need for rest to renew our strength. God chose to meet this need for physical restoration through the process of nightly sleep.

We also share certain spiritual needs. Every person has a need for redemption and the forgiveness of sin. We all have a need for the unconditional love of God because there is within each of us a deep longing for fellowship with our Creator.

We were also all created with certain relational needs—from the earliest leaders to current leaders (you can name some that apply to your area). Cross-culturally, just as we have physical needs, all people have certain top relational needs. Researchers have found ten that seem to be consistent throughout the world.

When we know each other’s top relational needs, it helps us know how to care for one another. (Highlight the benefit to family relationships, church leadership groups, and other settings.) This is another tool to help us know ourselves better and, at times, give us a language with which to express that knowledge and needs.

Exercise: Have each person complete the Top Ten Relational Needs Questionnaire. Have them do this the day before if possible; if not, have them take it home to complete.



TEACHING Teaching: Ten Key Relational Needs (HD/FD 10 minutes)

Distribute the Ten Key Relational Needs handout and review (maybe share your top two and how those are met if you have taken the Top Ten Relational Needs Questionnaire).

TEN KEY RELATIONAL NEEDS

1. ACCEPTANCE: Receiving one another willingly and unconditionally, especially when one's behavior has been less than perfect. ("Welcome one another, therefore, just as Christ has welcomed you, for the glory of God." —Romans 15:7, NRSV)

Looks like: Freedom to fail. Being given another chance.

Sounds like: *I know that you want to do better. I'm looking forward to serving together.*

2. AFFECTION: Expressing care and closeness through appropriate physical touch; saying, "I love you" or "I care about you." ("Greet one another with a holy kiss. All the churches of Christ greet you." —Romans 16:16, NRSV)

Looks like: Appropriate greetings with smiles, handshakes, and welcoming words. Recognition of special days and occasions.

Sounds like: *You're really special! I love you.*

3. APPRECIATION: Expressing thanks, praise, or commendation to one another. ("And let the peace of Christ rule in your hearts, to which indeed you were called in the one body. And be thankful." —Colossians 3:15; "I commend you because you remember me in everything and maintain the traditions just as I handed them on to you" —1 Corinthians 11:2, NRSV.)

Looks like: Certificates, notes, rewards for effort and accomplishment.

Public and private recognition and thanks.

Sounds like: *You did a great job. Thank you for your thoughtfulness. I appreciate your diligence. I know you are working on that.*

4. APPROVAL: Building up and affirming one another; affirming both the fact of and the importance of a relationship. ("Let no evil talk come out of your mouths, but only what is useful for building up, as there is need, so that your words may give grace to those who hear." —Ephesians 4:29, NRSV)

Looks like: You are “bragged on” and built up to others.

Sounds like: *I’m proud of you! You are a gift from God to us. I’m glad to get to serve with you.*

5. ATTENTION: Conveying appropriate interest, concern, and care; taking thought of one another; entering another’s world. (“But God has so arranged the body, giving the greater honor to the inferior member, that there may be no dissension within the body, but the members may have the same care for one another.” —1 Corinthians 12:24b–25, NRSV)

Looks like: Individual, undivided listening. Effort to get to know you and your needs. Asking your opinion. Going to breakfast or lunch.

Sounds like: *Tell me how things are going. I’d like to get to know you better.*

6. COMFORT: Responding to a hurting person with words, feelings, and touch; hurting with and for others in the midst of grief or pain. (“Rejoice with those who rejoice, weep with those who weep.” —Romans 12:15, NRSV; “Blessed be the God and Father of our Lord Jesus Christ, the Father of mercies and the God of all consolation, who consoles us in all our affliction, so that we may be able to console those who are in any affliction with the consolation with which we ourselves are consoled by God.” —2 Corinthians 1:3–4, NRSV)

Looks like: Putting an arm around you when you’re sad. Sitting quietly and just “being there.” Crying with you.

Sounds like: *I’m sad for you. I’m so sorry that you are going through this. I know you are disappointed. I know it really hurts when....*

7. ENCOURAGEMENT: Urging another to persist and persevere toward a goal; stimulating toward love and good deeds. (“Therefore encourage one another and build up each other, as indeed you are doing.” —1 Thessalonians 5:11, NRSV)

Looks like: A phone call to pray for you on your “big day.” A note expressing belief in you, that you can do it.

Sounds like: *I know you can do it. Don’t give up. Keep at it. I believe in you!*

8. RESPECT: Valuing and regarding one another highly; treating one another as important; honoring one another. (“Love one another with mutual affection; outdo one another in showing honor.” —Romans 12:10, NRSV)

Looks like: Authority appropriate to your responsibility. Freedom to do the job your way. Listening without interrupting. Checking with you before

making plans that affect you. Appropriate tone of voice. Confessing wrong to you.

Sounds like: *I'd like to hear your ideas. What do you prefer? I was wrong; will you forgive me?*

9. SECURITY: Ensuring harmony in relationships; providing freedom from fear or threat of harm. (“Live in harmony with one another; do not be haughty, but associate with the lowly; do not claim to be wiser than you are. Do not repay anyone evil for evil, but take thought for what is noble in the sight of all. If it is possible, so far as it depends on you, live peaceably with all.” —Romans 12:16–18, NRSV)

Looks like: Not threatening you. Not harming you in any way. Setting appropriate limits and reasonably enforcing them. Providing for needs. Not losing temper at you. Being dependable. Keeping promises. Providing training.

Sounds like: *I'm here for you. We're going to work this out. I'm going to keep my promise to you.*

10. SUPPORT: Coming alongside and gently helping with a problem or struggle; providing appropriate assistance. (“Bear one another’s burdens, and in this way you will fulfill the law of Christ.” —Galatians 6:2, NRSV)

Looks like: Helping you with a big project. Teaching you how. Doing hard things together.

Sounds like: *How might I help you? I'll be glad to help you. Just let me know. How might I assist you?*



10 min

Exercise: Small group discussion of relational needs

(FD 10 minutes)

If participants have not taken the Top Ten Relational Needs Questionnaire, skip this.

Follow up by getting into small groups and asking individuals to share their top two relational needs. Encourage everyone to use what they have learned to minister to each other. For example, if someone’s key need is appreciation, others in the group could share words of encouragement with that individual.



10 min

Exercise: Relational Needs Word Search (English-speaking countries only)
(FD 5 minutes)


Hand out the Relational Needs Word Search

- acceptance
- affection
- appreciation
- approval
- attention
- comfort
- encouragement
- respect
- security
- support

T	O	Q	R	V	C	Y	E	E	E	R	T	N	T	N
W	N	P	B	P	K	B	K	C	K	S	R	S	I	O
N	P	E	N	U	S	S	N	K	E	P	O	Z	Z	I
T	M	U	M	F	B	A	R	C	C	A	P	Q	D	T
A	K	E	H	E	T	G	U	I	E	M	P	J	E	A
G	T	Q	Z	P	G	R	C	K	A	U	U	Y	B	I
W	H	T	E	A	I	A	O	T	P	Y	S	M	A	C
V	T	C	E	T	J	K	R	A	P	V	N	R	J	E
T	C	C	Y	N	N	R	L	U	R	L	V	Z	F	R
A	F	F	E	C	T	I	O	N	O	O	L	I	W	P
U	O	Z	E	P	B	I	I	G	V	C	Y	H	A	P
C	S	H	I	I	S	Q	O	W	A	Y	N	V	S	A
G	G	Y	J	P	R	E	L	N	L	X	D	E	T	T
B	Y	J	K	B	D	H	R	T	R	O	F	M	O	C
C	X	D	V	H	K	R	M	U	L	B	C	Y	L	C

Relational Needs Word Search Key

T	O	Q	R	V	C	Y	E	E	E	R	T	N	T	N
W	N	P	B	P	K	B	K	C	K	S	R	S	I	O
N	P	E	N	U	S	S	N	K	E	P	O	Z	Z	I
T	M	U	M	F	B	A	R	C	C	A	P	Q	D	T
A	K	E	H	E	T	G	U	I	E	M	P	J	E	A
G	T	Q	Z	P	G	R	C	K	A	U	U	Y	B	I
W	H	T	E	A	I	A	O	T	P	Y	S	M	A	C
V	T	C	E	T	J	K	R	A	P	V	N	R	J	E
T	C	C	Y	N	N	R	L	U	R	L	V	Z	F	R
A	F	F	E	C	T	I	O	N	O	O	L	I	W	P
U	O	Z	E	P	B	I	I	G	V	C	Y	H	A	P
C	S	H	I	I	S	Q	O	W	A	Y	N	V	S	A
G	G	Y	J	P	R	E	L	N	L	X	D	E	T	T
B	Y	J	K	B	D	H	R	T	R	O	F	M	O	C
C	X	D	V	H	K	R	M	U	L	B	C	Y	L	C



Love Languages



5-7 minutes

(HD/FD 5–7 minutes)
Used with permission of Moody Press

Transition

Understanding the relational needs of others is important, as is understanding how to serve and meet each other's needs. Each person is unique and different.

Another way to view these differences is by using the five love languages; these are taken from Gary Chapman's book *The Five Love Languages*. These are the ways that people most feel loved and how they express love to others. The way Chapman has broken down our needs is into five different categories: words of affirmation, acts of service, physical touch, gifts, and quality time. Each of us has one or two of these that really connect with us more than the others. That is why we have to understand the "language" that really speaks to our heart. Introduce the five love languages and review the following examples of each.



TEACHING

Teaching: Love Languages
(HD/FD 5–7 minutes)



5-7 minutes

Handout

Love Language #1: Words of Affirmation

Related Scriptures: Acts 20:1–2; 1 Thessalonians 3:2, 6; 1 Thessalonians 5:11, 14
What it would look like:

- Verbal compliments
- Encouraging words
- Kind/loving words
- Love letters/encouraging notes
- Humble words (making requests in a positive way)
- Praising him/her to others

Love Language #2: Quality Time

Related Scriptures: Romans 1:8–12; Hebrews 10:25

What it would look like:

- Talking about things
- Listening intentionally
- Togetherness: spending time doing special things or everyday things
- Eye contact
- Doing things you enjoy together

Love Language #3: Gifts

Related Scriptures: Matthew 2:11; Matthew 7:9–11

What it would look like:

- Material gifts
- Money
- Flowers
- Gift of self (physical presence at important times)

Love Language #4: Acts of Service

Related Scriptures: Galatians 5:13; John 13:1–17

What it would look like:

- Household chores
- Running errands
- Helping with various tasks

Love Language #5: Physical Touch

Related Scriptures: 1 Peter 5:14; Luke 7:38

What it would look like:

- Hugs
- Kisses
- Pat on the back or on the head
- Sexual contact between husband and wife

The presenter might share a personal story about how being aware of and using (or not using) the love languages has affected a relationship. Example story: A woman named Karen read about love languages after seven years of marriage. After reading about the five love languages, she recognized that her husband's love language was acts of service. She immediately took on the task of doing his laundry. (They had agreed before they were married that each would do

his/her own.) She described his reaction as “shocked, yet very pleased and appreciative.” She has been doing his laundry now for several years. Even though it’s not something she enjoys, she knows that it is a practical way to show him love. In response, he has been intentional about seeking to relate to her using her love language of quality time and service as well. He has established a regular date night with her and often volunteers to watch their little girl so Karen can go spend quality time with a friend or with other family members.

Exercise:

Ask participants to think about a recent experience where they felt loved and ask them to write it down. Then have them to identify which love language was being used.

Affirm to them that the love languages can be used to express love to a spouse, child, co-worker, etc., as is appropriate in each situation and relationship. It is helpful to discover which love languages are most effective with the people in your life and those you lead so that you can express love in the ways that are most meaningful to them.

Truth Telling/Accountability

(HD/FD 15 minutes)

Transition

There are also some relationships that we need with others to help us stay on course in our relationships with God and others. Romans 1:12 (NIV) says, “that is, that you and I may be mutually encouraged by each other’s faith.”



EXPERIENTIAL..... Experiential: Things That Go Together

(HD/FD 5 minutes)



5 min



5 min

Materials needed: Handouts and pens

Either hand out the sheet (see Things that Go Together Handout) and ask people to fill in the blanks for the following pairs or do it verbally. If you give them the sheets, have them get into pairs and give them a time limit to see which pair can get the most done before time is up.

Husband and _____ (wife)
 Peanut butter and _____ (jelly)
 Samson and _____ (Delilah)
 Mother and _____ (father)
 Loaves and _____ (fishes)
 Cheese and _____ (crackers)
 Romeo and _____ (Juliet)
 Mary and _____ (Joseph or Martha)
 Lock and _____ (key)
 Dollars and _____ (cents)
 Socks and _____ (shoes)
 Thunder and _____ (lightning)

(Note: Some of these are universally known; some are not. For a cross-cultural experience, ask a local person to give you input and ideas to add here.)

Talk about what these pairs have in common—that they represent famous couples or things that typically go together. The Bible talks about having someone to come alongside you: “Two people are better off than one, for they can help each other succeed. If one person falls, the other can reach out and help. But someone who falls alone is in real trouble” (Eccl 4:9–10 NLT). We all need others in our lives.



TEACHING **Teaching: A Truth Teller in Your Life—Why Is It Important?** (HD/FD 10 minutes)



10 min



10 min

Let’s take a look at some scriptures that talk about having people in our lives who help us be all that God has for us, those individuals in our life who will tell us the truth and hold us accountable: truth tellers.

Proverbs 27:17 (NLT)

“As iron sharpens iron, so a friend sharpens a friend.”

Ecclesiastes 4:9–10 (NLT)

“Two people are better off than one, for they can help each other succeed. If one person falls, the other can reach out and help. But someone who falls alone is in real trouble.”

Psalms 141:5 (NLT)

“Let the godly strike me! It will be a kindness! If they correct me, it is soothing medicine. Don’t let me refuse it. But I pray constantly against the wicked and their deeds.”

Having a truth teller in your life is one of the most important things you can do for your ministry. There are numerous leaders who have fallen because of the lack of truth tellers in their lives. Jesus even had to be responsible and accountable to God. The apostles were truth tellers in each other’s lives. The apostle Paul had this relationship with the early church leaders, his missionary teams, and with the apostles. Satan wants us to struggle alone, but God wants us to support and work together.

What does it look like to have a truth teller in your life? It means you have someone you are responsible to for your actions, someone who will encourage you in your areas of strength and in your areas of weakness, someone who knows you deeply and helps you be stronger in your relationship to God, your family, others, and yourself. Having intentional Christian accountability, truth tellers, in your life helps you to build a wall of protection around yourself as you strive to be more like Christ and to hold yourself to the standards of God’s Word.

Presenter: Share a personal story about how this works in your life.

Analogy: Which one is stronger? Take a piece of twine or string that is easily broken and give it to someone to break. It should break easily. Then take a piece of rope that has at least three strands intertwined, a yard or meter in length will do, and give it to someone to break (make sure you have tried this yourself first); it should not break.

Read: Ecclesiastes 4:12 (NIV), “Though one may be overpowered, two can defend themselves. A cord of three strands is not quickly broken.”

When we have truth tellers in our lives it makes us stronger.

An example of not having a truth teller would be Ananias and Sapphira; they did not hold each other accountable, and both died because of their sin (Acts 5:1–11).

Howard Hendricks studied 246 ministry leaders who had failed morally within a two-year period. A key finding was that none of them was involved in any kind of personal accountability group or had any truth tellers in their lives (Steve Farrar, *Finishing Strong*).

The Bible is full of examples of truth teller relationships:

- Paul and Peter
- Ruth and Naomi
- Moses and Joshua
- The Apostles and the early church in the book of Acts

Consider one example of biblical accountability/truth teller: Jesus told Peter he would deny him when the rooster crowed three times (Matthew 26:31–35). Later, it happened, and Peter immediately remembered Jesus’ words (Matthew 26:69–75). After Jesus’ resurrection, Jesus asked Peter to affirm three times that he loved him (John 21:15–19). Jesus held Peter responsible/accountable for his actions but then gently lifted him up. As you know, Peter became one of the strongest leaders in the early church.



APPLICATION..... Application

If having a truth teller, being held accountable by someone else, is so important, how do I go about getting that in my life?

Pass out the Resources Handout. Feel free to talk a little about it or just have them look over and move to the next application point.

Qualifications for choosing a truth teller/accountability partner or truth teller/accountability group:

- Persons of the same gender
- Persons with a commitment to Christ and a desire to grow spiritually
- Persons who are trustworthy (able to keep a confidence, willing to tell you the truth in love)

How do you start a truth teller/accountability relationship?

Approach the person(s) and present the idea and then pray together about becoming accountability partners. After prayer, if you decide to start an accountability relationship:

- Set a regular meeting plan (time and place, length and frequency of meetings)
- Establish boundaries (no gossip, stay focused, keep confidences, etc.)
- Be consistent and evaluate after a specified amount of time (three months, six months, a year)

What might a truth teller/accountability meeting consist of?

- Sharing of praises, victories, struggles, temptations, concerns, etc.
- Mutual encouragement and correction/rebuke in love
- Sharing about what you have been reading/studying in the Bible, praying together

If you don't have a truth teller/accountability relationship, write down one or more persons that you could approach in the next week to start such a relationship. If you already have this type of truth teller/ accountability relationship, spend this time praying for them.

Prayer

Finish the time praying for God to help us all to grow closer to him and to remember that we need each other.

Relational Needs Resources

Much of what was covered today dealing with relational needs was from Intimate Life Ministries. You can find their resources at 1-800-881-8008 or www.greatcommandment.net.

More information on the love languages can be found in Gary Chapman's book *The Five Love Languages: How to Express Heartfelt Commitment to Your Mate*, 2nd ed (Chicago: Northfield Publishing, 1995).

Resources for Presenters

Game ideas to show that we need each other:

1. Puzzle

Give everyone in your group a piece or pieces to the same puzzle. Then have them complete the puzzle. This demonstrates that we all have something unique to bring to ministry and that we cannot do everything God has intended for us by ourselves.

2. Trust Fall

Get partners who are similar in size. Then have one of the partners stand with their back toward the front side of the other partner. The person facing away from their partner now has to fall back trusting that their partner will catch them (the partner who is catching needs to be standing close enough to catch).

3. Trust Walk

Divide the group in half. Blindfold half of the group. Then have a “seeing” partner guide the blindfolded partner and walk across the room. Then have the blindfolded partner walk without guidance. Which was easier? We all need support on our journey.

4. Back to Back

This is the game where you start out with two people sitting back to back and they have to stand straight up without using their hands. Add one person every time they stand up successfully. Our record is ten!

Student Handouts

Part I. Relational Theology

In Genesis 2:18 (NIV), God says that it is not good for man to be _____. Adam had everything; he was in charge of all the land and all the animals. He had it all *and* a direct relationship with God, yet God said, “It is not good for man to be alone.” God recognized that something was missing. He recognized that we need each other.

God has called us to minister to _____ (“While they were ministering to the Lord and fasting,” Acts. 13:2 NASB), to our _____ (“He must manage his own family well and see that his children obey him with proper respect,” 1 Timothy 3:4 NIV), and then to _____ (“You, my brothers, were called to be free. But do not use your freedom to indulge the sinful nature; rather, serve one another in love,” Galatians 5:13 NIV)—in this order.



APPLICATION Application

Some questions to ask your spouse and children include: “After God, do you feel you are the most important people in my life?” “Do you feel I value you more than the ministry I serve?” If the answers are no, then you need to ask, “What adjustments can I make to help you feel more important than any other humans to me?”

Part II. Relational Needs

We were all created with certain _____.

My top three relational needs are _____, _____,
_____.

Part III. Truth Teller/Accountability

Teaching: A Truth Teller in Your Life—Why Is It Important?

Ecclesiastes 4:9-10 (NLT)

“Two people are better off than one, for they can help each other succeed. If one person falls, the other can reach out and help. But someone who falls alone is in real trouble.”

Psalms 141:5 (NLT)

“Let the godly strike me! It will be a kindness! If they correct me, it is soothing medicine. Don’t let me refuse it. But I pray constantly against the wicked and their deeds.”

Proverbs 27:17 (NLT)

“As iron sharpens iron, so a friend sharpens a friend.”

Having a truth teller in your life is one of the most important things you can do for your ministry. There are numerous leaders who have fallen because of the lack of truth tellers in their lives. Jesus even had to be responsible and accountable to God. The Apostles were truth tellers in each other’s lives. The apostle Paul had it with the early church leaders, his missionary teams, and with the Apostles. Satan wants us to struggle alone, but God wants us to support each other and work together.

The Bible is full of examples of a truth teller relationship:

- Paul and _____
- Ruth and Naomi
- Moses and _____
- The Apostles and the early church in the book of Acts



APPLICATION **Application**

If you don’t have a truth teller/accountability relationship, write down one or more persons that you could approach in the next week to start such a relationship: _____.

If you already have this type of truth teller/accountability relationship, spend this time praying for him/her.

Ten Key Relational Needs Handout

- 1. ACCEPTANCE:** Receiving one another willingly and unconditionally, especially when one's behavior has been less than perfect. ("Welcome one another, therefore, just as Christ has welcomed you, for the glory of God." —Romans 15:7, NRSV)

Looks like: Freedom to fail. Being given another chance.

Sounds like: *I know that you want to do better. I'm looking forward to serving together.*

- 2. AFFECTION:** Expressing care and closeness through appropriate physical touch; saying, "I love you" or "I care about you." ("Greet one another with a holy kiss. All the churches of Christ greet you." —Romans 16:16, NRSV)

Looks like: Appropriate greetings with smiles, handshakes, and welcoming words. Recognition of special days and occasions.

Sounds like: *You're really special! I love you.*

- 3. APPRECIATION:** Expressing thanks, praise, or commendation to one another. ("And let the peace of Christ rule in your hearts, to which indeed you were called in the one body. And be thankful." —Colossians 3:15; "I commend you because you remember me in everything and maintain the traditions just as I handed them on to you" —1 Corinthians 11:2, NRSV.)

Looks like: Certificates, notes, rewards for effort and accomplishment. Public and private recognition and thanks.

Sounds like: *You did a great job. Thank you for your thoughtfulness. I appreciate your diligence. I know you are working on that.*

- 4. APPROVAL:** Building up and affirming one another; affirming both the fact of and the importance of a relationship. ("Let no evil talk come out of your mouths, but only what is useful for building up, as there is need, so that your words may give grace to those who hear." —Ephesians 4:29, NRSV)

Looks like: You are "bragged on" and built up to others.

Sounds like: *I'm proud of you! You are a gift from God to us. I'm glad to get to serve with you.*

- 5. ATTENTION:** Conveying appropriate interest, concern, and care; taking thought of one another; entering another's world. ("But God has so arranged the body, giving the greater honor to the inferior member, that there may be no dissension within the body, but the members may have the same care for one another." —1 Corinthians 12:24b–25, NRSV)

Looks like: Individual, undivided listening. Effort to get to know you and your needs. Asking your opinion. Going to breakfast or lunch.

Sounds like: *Tell me how things are going. I'd like to get to know you better.*

- 6. COMFORT:** Responding to a hurting person with words, feelings, and touch; hurting with and for others in the midst of grief or pain. ("Rejoice with those who rejoice, weep with those who weep." —Romans 12:15, NRSV; "Blessed be the God

and Father of our Lord Jesus Christ, the Father of mercies and the God of all consolation, who consoles us in all our affliction, so that we may be able to console those who are in any affliction with the consolation with which we ourselves are consoled by God.” —2 Corinthians 1:3–4, NRSV)

Looks like: Putting an arm around you when you’re sad. Sitting quietly and just “being there.” Crying with you.

Sounds like: *I’m sad for you. I’m so sorry that you are going through this. I know you are disappointed. I know it really hurts when....*

- 7. ENCOURAGEMENT:** Urging another to persist and persevere toward a goal; stimulating toward love and good deeds. (“Therefore encourage one another and build up each other, as indeed you are doing.” —1 Thessalonians 5:11, NRSV)

Looks like: A phone call to pray for you on your “big day.” A note expressing belief in you, that you can do it.

Sounds like: *I know you can do it. Don’t give up. Keep at it. I believe in you!*

- 8. RESPECT:** Valuing and regarding one another highly; treating one another as important; honoring one another. (“Love one another with mutual affection; outdo one another in showing honor.” —Romans 12:10, NRSV)

Looks like: Authority appropriate to your responsibility. Freedom to do the job your way. Listening without interrupting. Checking with you before making plans that affect you. Appropriate tone of voice. Confessing wrong to you.

Sounds like: *I’d like to hear your ideas. What do you prefer? I was wrong; will you forgive me?*

- 9. SECURITY:** Ensuring harmony in relationships; providing freedom from fear or threat of harm. (“Live in harmony with one another; do not be haughty, but associate with the lowly; do not claim to be wiser than you are. Do not repay anyone evil for evil, but take thought for what is noble in the sight of all. If it is possible, so far as it depends on you, live peaceably with all.” —Romans 12:16–18, NRSV)

Looks like: Not threatening you. Not harming you in any way. Setting appropriate limits and reasonably enforcing them. Providing for needs. Not losing temper at you. Being dependable. Keeping promises. Providing training.

Sounds like: *I’m here for you. We’re going to work this out. I’m going to keep my promise to you.*


- 10. SUPPORT:** Coming alongside and gently helping with a problem or struggle; providing appropriate assistance. (“Bear one another’s burdens, and in this way you will fulfill the law of Christ.” —Galatians 6:2, NRSV)

Looks like: Helping you with a big project. Teaching you how. Doing hard things together.

Sounds like: *How might I help you? I’ll be glad to help you. Just let me know. How might I assist you?*

Much of what was covered today dealing with relational needs is from Intimate Life Ministries. You can find their resources at 800-881-8008 or at www.greatcommandment.net.

Relational Needs Word Search



acceptance
affection
appreciation
approval
attention
comfort
encouragement
respect
security
support

Love Languages Handout

Love Language #1: Words of Affirmation

Related Scriptures: Acts 20:1–2; 1 Thessalonians 3:2, 6; 1 Thessalonians 5:11, 14

What it would look like:

- Verbal compliments
- Encouraging words
- Kind/loving words
- Love letters/encouraging notes
- Humble words (making requests in a positive way)
- Praising him/her to others

Love Language #2: Quality Time

Related Scriptures: Romans 1:8–12; Hebrews 10:25

What it would look like:

- Talking about things
- Listening intentionally
- Togetherness: spending time doing special things or everyday things
- Eye contact
- Doing things you enjoy together

Love Language #3: Gifts

Related Scriptures: Matthew 2:11; Matthew 7:9–11

What it would look like:

- Material gifts
- Money
- Flowers
- Gift of self (physical presence at important times)

Love Language #4: Acts of Service

Related Scriptures: Galatians 5:13; John 13:1–17

What it would look like:

- Household chores
- Running errands
- Helping with various tasks

Love Language #5: Physical Touch

Related Scriptures: 1 Peter 5:14; Luke 7:38

What it would look like:

- Hugs
- Kisses
- Pat on the back or on the head
- Sexual contact between husband and wife

More information on the love languages can be found in Gary Chapman's book *The Five Love Languages: How to Express Heartfelt Commitment to Your Mate*, 2nd ed (Chicago: Northfield Publishing, 1995).

Things That Go Together

Husband and _____

Peanut butter and _____

Samson and _____

Mother and _____

Loaves and _____

Cheese and _____

Romeo and _____

Mary and _____

Lock and _____

Dollars and _____

Socks and _____

Thunder and _____

Resources Handout

Truth Teller/Accountability

Internet Resources

- The Shepherd's Covenant (for pastors, from Focus on the Family), www.parsonage.org
- Covenant Eyes (Internet accountability), www.covenanteyes.com
- Triple X Church (Internet accountability), www.xxxchurch.com

Books

When Roosters Crow, by Lori Salierno (Anderson, IN: Warner Press, 1997, 1999)

Finishing Strong, by Steve Farrar (Sisters, OR: Multnomah Books, 2000)

Covenant Discipleship: Christian Formation Through Mutual Accountability, by David Lowes Watson (Eugene, OR: Wipf & Stock Publishers, 2002)

The Accountable Man: Pursuing Integrity Through Trust and Friendship, by Tom L. Eisenman (Carol Stream, IL: InterVarsity Press, 2004)

The Five Dysfunctions of a Team: A Leadership Fable, by Patrick Lencioni (San Francisco: Jossey-Bass, 2002)

Leaders That Last: How Covenant Friendships Can Help Pastors Thrive, by Al Ells (Grand Rapids, MI: Baker Books, 2003)

Pastors at Greater Risk, rev ed., by H.B. London, Jr., and Neil B. Wiseman (Ventura, CA: 2003)

Point Man: How a Man Can Lead His Family, by Steve Farrar (Sisters, OR: Multnomah, 1990, 2003)

Guard Your Heart: Protecting the Love of Your Life, by Gary Rosberg (Carol Stream, IL: Tyndale House, 2001)

Relational Needs Resources:

Much of what was covered today dealing with relational needs comes from Intimate Life Ministries. You can find their resources at 800-881-8008 or at www.greatcommandment.net.

More information on the love languages can be found in Gary Chapman's book *The Five Love Languages: How to Express Heartfelt Commitment to Your Mate*, 2nd ed (Chicago: Northfield Publishing, 1995).

RELATED SCRIPTURES

Ecclesiastes 4:9–10 (NLT)

“Two people are better off than one, for they can help each other succeed. If one person falls, the other can reach out and help. But someone who falls alone is in real trouble.”

Psalms 141:5 (NLT)

“Let the godly strike me! It will be a kindness! If they correct me, it is soothing medicine. Don’t let me refuse it. But I pray constantly against the wicked and their deeds.”

Proverbs 27:17 (NLT)

“As iron sharpens iron, so a friend sharpens a friend.”

Proverbs 12:15 (NLT)

“Fools think their own way is right, but the wise listen to others.”

Matthew 7:1–2 (NIV)

“Do not judge, or you too will be judged. For in the same way you judge others, you will be judged, and with the measure you use, it will be measured to you.”

1 John 4:21 (NLT)

“And he has given us this command: Those who love God must also love their Christian brothers and sisters.”

Romans 14:12 (NLT)

“Yes, each of us will give a personal account to God.”

Galatians 6:1–2 (NLT)

“Dear brothers and sisters, if another believer is overcome by some sin, you who are godly should gently and humbly help that person back onto the right path. And be careful not to fall into the same temptation yourself. Share each other’s burdens, and in this way obey the law of Christ.”

Hebrews 10:24 (NIV) “And let us consider how we may spur one another on toward love and good deeds.”

1 Thessalonians 5:11 (NIV) “Encourage one another and build each other up...”

Top Ten Relational Needs Questionnaire

While we all have the same relational needs, the priority of those needs is different for each person. Your greatest need may be for affection, while your partner's greatest need may be security. One child may have an acute need for comfort, but another sibling's greatest need may be encouragement. Appreciation may be at the top of the list for your next door neighbor, while your tennis buddy might need approval more than anything else.

An important aspect of learning to love others is taking the time to know them and to discover what their priority needs are. This questionnaire will help you to assess your most important relational needs. Answer the questions, then score the questionnaire to identify which needs you perceived as most important. Have family members, friends, and ministry team members complete the questionnaire and then discuss the results together.

Instructions: Respond to these questions by placing the appropriate number beside each item.

Strongly Disagree	Disagree	Not Sure	Agree	Strongly Agree
-2	-1	0	+1	+2

- ___ 1. It is important to me that people receive me for who I am, even if I am a little different.
- ___ 2. It is important to me that my finances be in order.
- ___ 3. I sometimes become "weary in well doing."
- ___ 4. It is vital to me that others ask me my opinion.
- ___ 5. It is important to me that I receive hugs and warm embraces.
- ___ 6. I feel good when someone "enters into my world."
- ___ 7. It is important to me to know where I stand with those who have authority over me.
- ___ 8. I am blessed when someone notices that I need help and offers to get involved.
- ___ 9. When I feel overwhelmed, I want someone to come alongside me and bear my burden.
- ___ 10. I feel blessed when someone recognizes and shows concern for how I am feeling.
- ___ 11. I like to feel that I am valuable and important to others.
- ___ 12. It is important to me to express my thoughts and feelings to those around me.
- ___ 13. It means a lot to me when loved ones say, "I love you."
- ___ 14. I resist being seen only as a part of a large group—my individuality is important to me.
- ___ 15. I am blessed when a friend calls to listen and encourage me.
- ___ 16. It is important to me that people acknowledge me not just for what I do, but also for who I am.
- ___ 17. I feel best when my world is orderly and somewhat predictable.
- ___ 18. When I have worked hard on something, I am pleased when others express gratitude.
- ___ 19. When I fail, it is important that others reassure me that I am still loved.
- ___ 20. It is encouraging to me when others notice my effort or accomplishments.
- ___ 21. I sometimes feel overwhelmed with all I have to do.
- ___ 22. I want to be treated with kindness and equality by all regardless of my race, gender, looks, or status.
- ___ 23. I like to be greeted with a handshake or other appropriate friendly touch.
- ___ 24. I like it when someone wants to spend time with me.
- ___ 25. I am blessed when a superior says, "Good job."
- ___ 26. It is important that someone expresses care for me after I have had a hard day.
- ___ 27. When facing something difficult, I appreciate having other people's input and assistance.
- ___ 28. Written notes and calls expressing sympathy after a serious loss or difficulty are meaningful to me.
- ___ 29. I feel good when someone close to me expresses satisfaction with me.
- ___ 30. I am blessed when someone spends time doing something with me that I really enjoy, even if it is not one of their favorite activities.
- ___ 31. I am a person who likes caring touch.
- ___ 32. When a decision is going to affect me, it is important that I be involved in the decision-making process.

- ___ 33. I am blessed when someone shows interest in what I am working on.
- ___ 34. I appreciate trophies, plaques, or special gifts as permanent reminders of something that I have done.
- ___ 35. I sometimes worry about the future.
- ___ 36. When I am introduced into a new environment, I typically search for a group with which I can connect.
- ___ 37. The thought of change produces anxiety for me.
- ___ 38. It bothers me when people are prejudiced against someone just because they dress or act differently.
- ___ 39. I want my friends and loved ones to be there for me “through thick and thin.”
- ___ 40. I enjoy receiving written notes and other specific expressions of gratitude.
- ___ 41. Knowing that someone is praying for me is meaningful to me.
- ___ 42. I am bothered by people who are controlling.
- ___ 43. I am blessed when I receive unmerited, spontaneous expressions of love.
- ___ 44. I am pleased when someone listens carefully to me.
- ___ 45. I am blessed when people commend me for a godly characteristic that I exhibit.
- ___ 46. I typically do not want to be alone when experiencing hurt and trouble.
- ___ 47. I do not enjoy undertaking a project by myself; I prefer to have a partner.
- ___ 48. It is important for me to feel like I am a part of the group.
- ___ 49. I appreciate it when someone tries to understand me and shows me loving concern.
- ___ 50. I would rather work with a team of people than by myself.

To score the questionnaire, see the next page.

Top Ten Relational Needs Questionnaire: Scoring

1. Add up your responses to the items related to the need for **Acceptance**:

1 _____

19 _____

36 _____

38 _____

48 _____

Total _____

2. Add up your responses to the items related to the need for **Affection**.

5 _____

13 _____

23 _____

31 _____

43 _____

Total _____

3. Add up your responses to the items related to the need for **Appreciation**.

18 _____

20 _____

25 _____

34 _____

40 _____

Total _____

4. Add up your responses to the items related to the need for **Approval**.

7 _____

11 _____

16 _____

29 _____

45 _____

Total _____

5. Add up your responses to the items related to the need for **Attention**.

6 _____

12 _____

24 _____

30 _____

44 _____

Total _____

6. Add up your responses to the items related to the need for **Comfort**.

10 _____

26 _____

28 _____

46 _____

49 _____

Total _____

7. Add up your responses to the items related to the need for **Encouragement**.

3 _____

15 _____

21 _____

33 _____

41 _____

Total _____

8. Add up your responses to the items related to the need for **Respect**.

4 _____

14 _____

22 _____

32 _____

42 _____

Total _____

9. Add up your responses to the items related to the need for **Security**:

2 _____

17 _____

35 _____

37 _____

39 _____

Total _____

10. Add up your responses to the items related to the need for **Support**.

8 _____

9 _____

27 _____

47 _____

50 _____

Total _____

For Reflection or Discussion

1. On which three needs did you score highest? What were these scores?

2. On which three needs did you score lowest? What were these scores?

3. If you are completing this questionnaire with someone else (such as a spouse, family member, ministry team member, or friend), what were their highest and lowest totals?

Three Highest:

Three Lowest:

4. What might be some of the implications of your scores relative to their scores?
